



LUXEON® SkyBlue™ Kit

The LUXEON SkyBlue Kit is a complete LED circadian lighting solution that delivers superior melanopic ratios at comfortable CCTs



The LUXEON SkyBlue Kit LED solution is comprised of LUXEON SkyBlue and white LUXEON 3030 HE Plus LEDs that are factory matched to provide optimal melanopic ratio, superior efficacy, and light output with exceptional uniformity. Available in CCTs of 3000K, 3500K, and 4000K, each kit simplifies the analysis and engineering necessary to produce a circadian illumination system.

FEATURES AND BENEFITS

- Superior melanopic ratio, high-efficacy circadian lighting
- Unmatched ease of use and time to market
- Industry standard 3030 packaging allows simple design-in
- Seamless connection between lighting specification, fixture performance and LED selection
- Very high CRI, R9, excellent for Cyanosis Observation Index
- Lighting uniformity within a 3 MacAdam ellipse color space

PRIMARY APPLICATIONS

- Healthcare Settings
- Schools
- Factories
- Offices

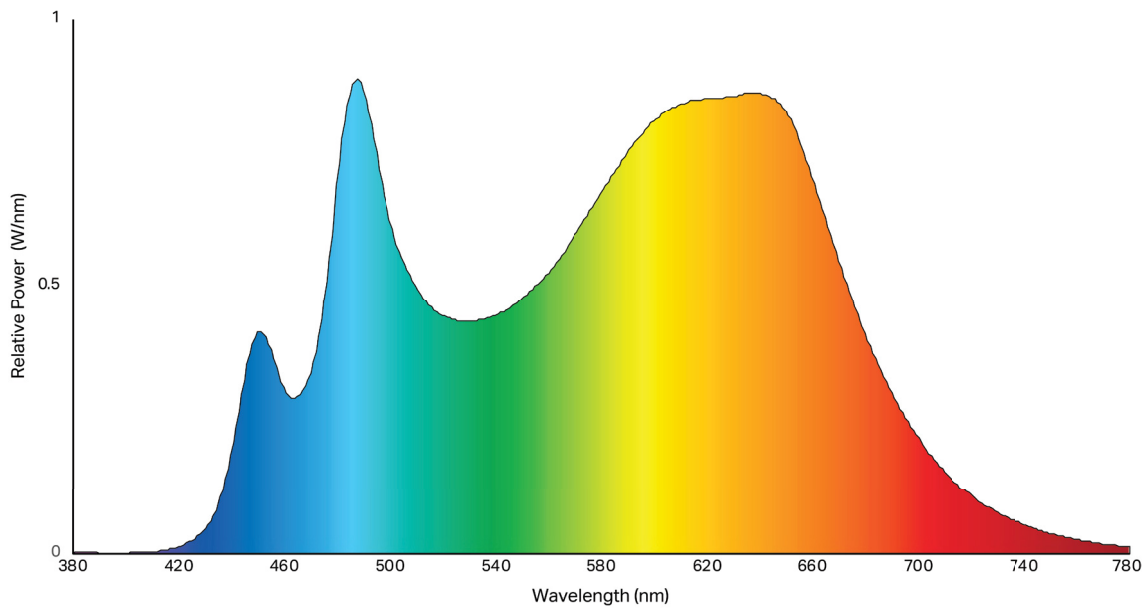
LUXEON SKYBLUE KIT PERFORMANCE

CCT	TYPICAL M/P RATIO	CRI / R9	TYPICAL LUMINOUS EFFICACY	TYPICAL LUMINOUS FLUX	LUXEON SKYBLUE KIT PART NUMBER
3000K	0.74	83 / 90	148	58	L130-3080HA30SBB30
3500K	0.84	85 / 90	158	62	L130-3580HA30SBB30
4000K	0.94	85 / 90	160	64	L130-4080HA30SBB30

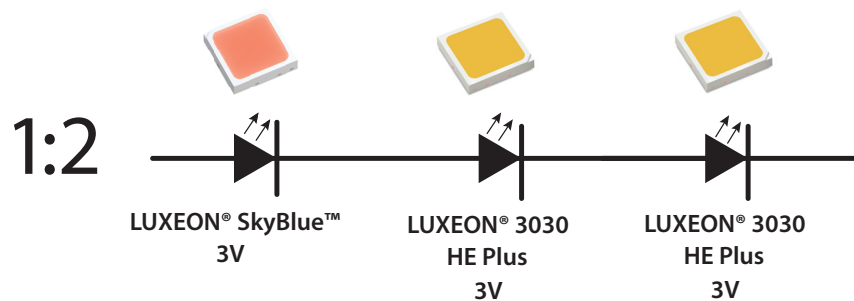
LUXEON SkyBlue Kit typical performance at 55°C, 50mA.

Additional Kits are available to serve legacy designs. Please contact sales for more information.

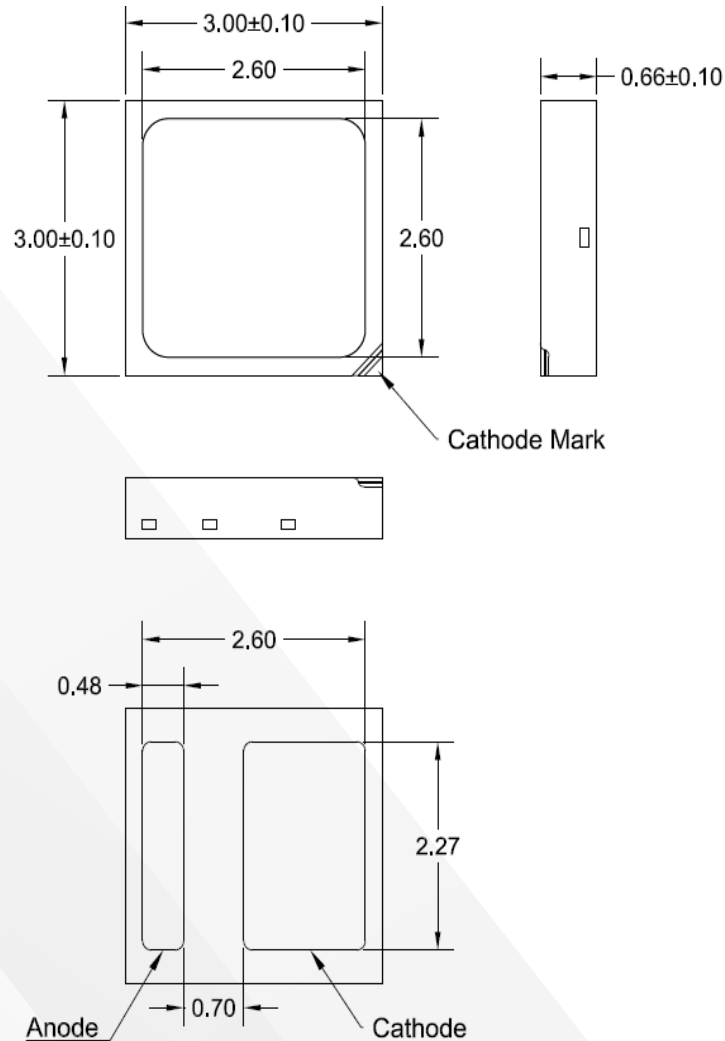
LUXEON SKYBLUE KIT SPECTRAL POWER DISTRIBUTION



LUXEON SKYBLUE KIT CONFIGURATION



MECHANICAL DIMENSIONS



Notes:

1. Drawings are not to scale.
2. All dimensions are in millimeters.
3. Tolerance: ± 0.10 mm.